





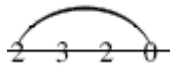
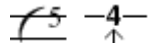
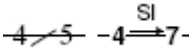
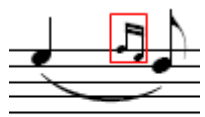
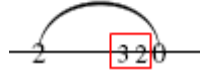



Tablature / Notation Guide

SYMBOL	DESCRIPTION
	Natural harmonic
	Strummed down-stroke
	Strummed up-stroke
	Percussive thumb slap on bottom bass string. Light percussive thud on top treble strings.
	Hammer-on (from low fret to high)
	Pull-off (from high fret to low)
	Combined Slurs. First note is plucked. Everything under the arc is played as hammers and pull-offs.
	Hammer-on directly to string, no note plucked with right-hand. Two possible notations.
	Slide. Two possible notations.
 	Grace Notes. Very rapid hammers and/or pull-offs. The first note (2 nd fret) is plucked and hammered on to the 3 rd fret. Then a very rapid pair of pull-offs down to the open string follow (in this example)
	Left-hand fingering guides. 1 = index, 2 = middle, 3 = ring, 4 = pinky